August 27, 2008

Treatment of Heavy Metals and Elimination of Sulfur with a Novel Sulfate Reducing Permeable Reactive Barrier Containing ZVI

Dr. Jim Field
Dept. Chemical and Environmental Engineering
University of Arizona



Elimination of Heavy Metals and Sulfur with Zero Valent Iron as an Electron Donor for Sulfate-Reduction



R. Sierra, B. Howard, A. Luna, L. J. Mendoza & J. A. Field

Dept. Chemical and Environmental Engineering

University of Arizona

2

Acid Mine or Acid Rock Drainage

acid

H^+

heavy metals

Cu^{2+}



sulfates

SO_4^{2-}

iron

Fe^{2+}

3

Acid Rock Drainage with Copper



4

Stratergy: Sulfate Reduction for Acid Drainage

Reactions of Sulfate Reducing Bacteria

- **Increase pH:** a strong acid (sulfuric) is transformed into a weak acid (hydrogen sulfide)
- **Reactivity:** sulfide for the precipitation of metals



Promote Activity of the Sulfate Reducing Bacteria

- **Provide substrate** that degrades slowly for the filling of the reactive barriers

  e.g. sawdust, compost, straw



5

How do Sulfate Reducing Bacteria Precipitate Metals?

- Biomineralization

$$SO_4^{2-} + \text{organics} \xrightarrow{\textit{biotic}} HS^- + CO_2$$

$$HS^- \xrightarrow{\textit{dissociation}} H^+ + S^{2-}$$

$$M^{2+}_{[aq]} + S^{2-} \xrightarrow{\textit{abiotic}} MS_{[s]}\downarrow$$



$K_{sp} = 10^{-24}$ to 10^{-53}

6

Fe^0 as an Electron Donor for Sulfate Reduction

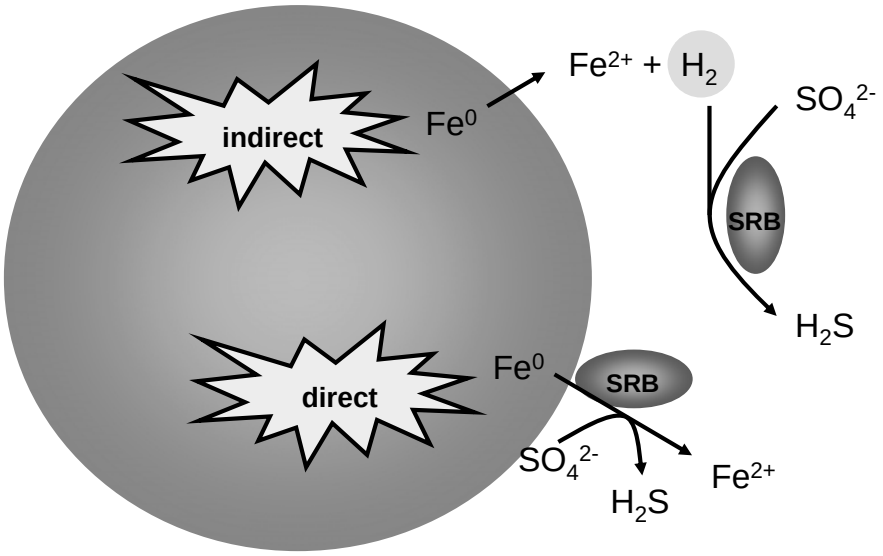

7

Fe^0 as an Electron Donor for Sulfate Reduction

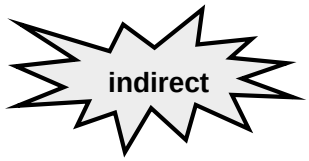

- Reaction of Fe^0 (Anoxic Corrosion)

$8H^+ + 4Fe^0 \rightarrow 4H_2 + 4Fe^{2+}$ $\Delta G°' = -20.1$ kJ/4 mol Fe^0

- Reaction of Autotrophic Sulfate Reduction

$2H^+ + 4H_2 + SO_4^{2-} \rightarrow H_2S + 4H_2O$ $\Delta G°' = -152.2$ kJ/mol SO_4^{2-}

8

Hypotheses: Benefits of Fe^0 for Sulfate Reducing PRB

- Fe^{2+} formed attenuates excess sulfides
  - → SO_4^{2-} reduced and removed, no discharge of sulfides
  - → FeS higher Ksp than heavy metal sulfides (Fe^{2+} doesn't outcompete with precipitation of heavy metals)
- Oxidation of Fe^0 forms high levels of alkalinity
  - → Can treat very acid drainage
  - → Additional metal removal mechanisms with hydroxides
- Long term source of electron donating equivalents

9

Hypotheses: Benefits of Fe^0 for Sulfate Reducing PRB (*continued*)

- Direct abiotic reduction heavy metals by Fe^0

$$Fe^0 + Cu^{2+} \xrightarrow{abiotic} Fe^{2+} + Cu^0$$





10

Batch Experiment: Fe^0 as E-donor SRB

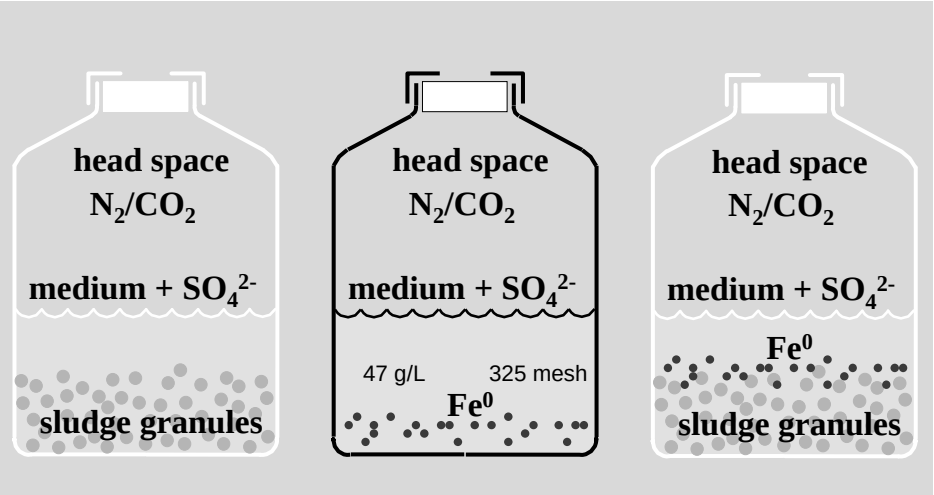

endogenous control | uninoculated control | treatment

11

Batch Experiment: Fe^0 as E-donor SRB

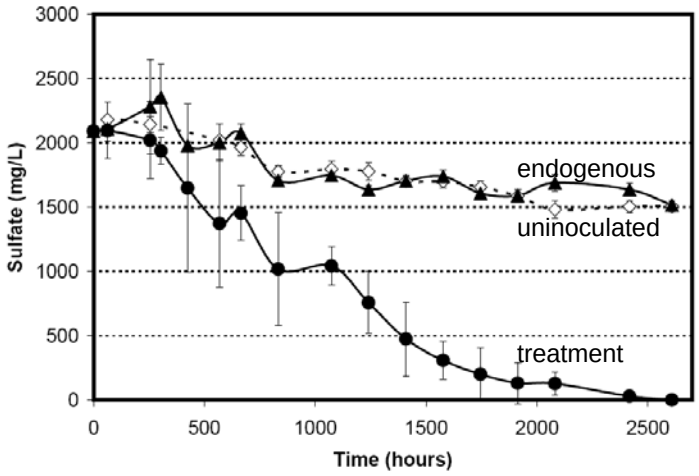

12

Continuous Column Experiments

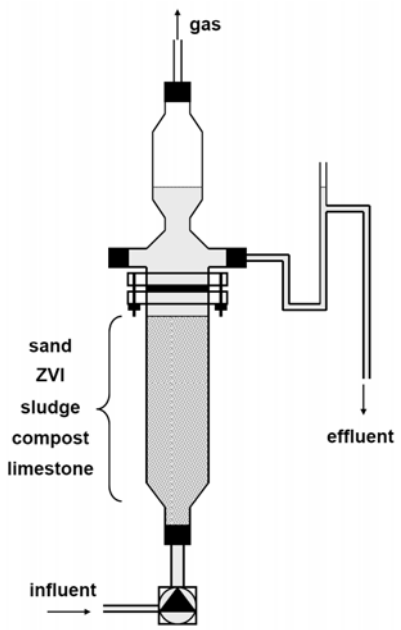

13

Continuous Column 1st Experiments

- Laboratory Scale PRB Columns (0.41 L)
  - **R1** Filling: Sand = 300 ml (495 g)
    Control Reactor (SO_4^{2-})
  - **R2, R3** Filling: Sand = 200 ml (331 g)
    Fe^0 = 100 ml (281 g)

    R2: Methanogenic Reactor (no SO_4^{2-})

    R3: Sulfate Reducing Reactor (SO_4^{2-})
  - **Inoculum:** SR Biofilm = 53 ml (6 g VSS)

14

Continuous Column 1st Experiments

- Column Set Up
  - **Inoculum**: Sulfate reducing granular sludge from Twaron Reactor (The Netherlands)
  - **Medium**: basal inorganic nutrients
  - **Sulfate**: 1000 mg/L SO_4^{2-} for R1 & R3; 0 mg/L R2
  - **pH:** variable 7.2 to 2.5
  - **HRT:** 24 h

15

Continuous Column 1st Experiments

- Column Set Up

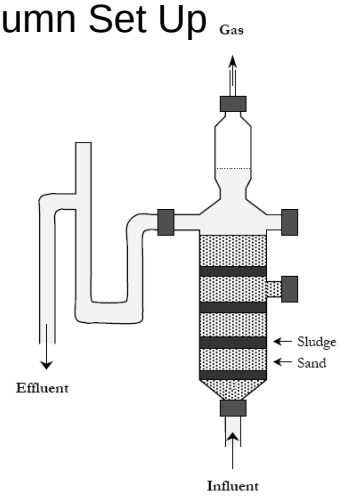

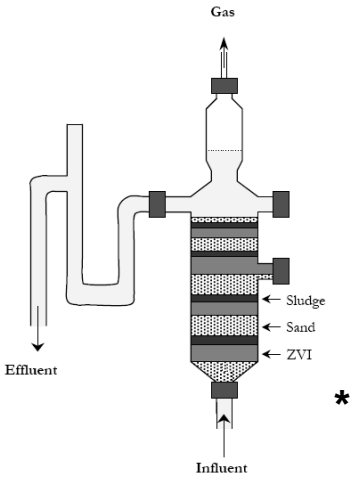

*

R1 (SO_4^{2-}) **R2** (no SO_4^{2-}), **R3** (SO_4^{2-}),

16

Continuous Column 1st Experiments



Periods

I	No Metals
II	10 ppm Cu
III	25 ppm Cu
IV	50 ppm Cu
V	50 ppm Cu + 7.5 ppm Ni & Zn

17

Results R3: Sulfate Data

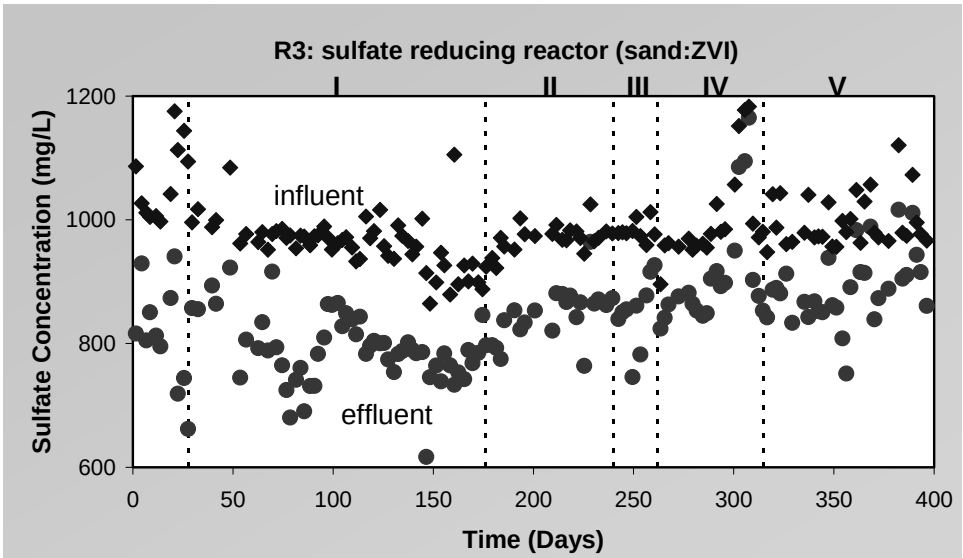

18

Results R1: Sulfate Data

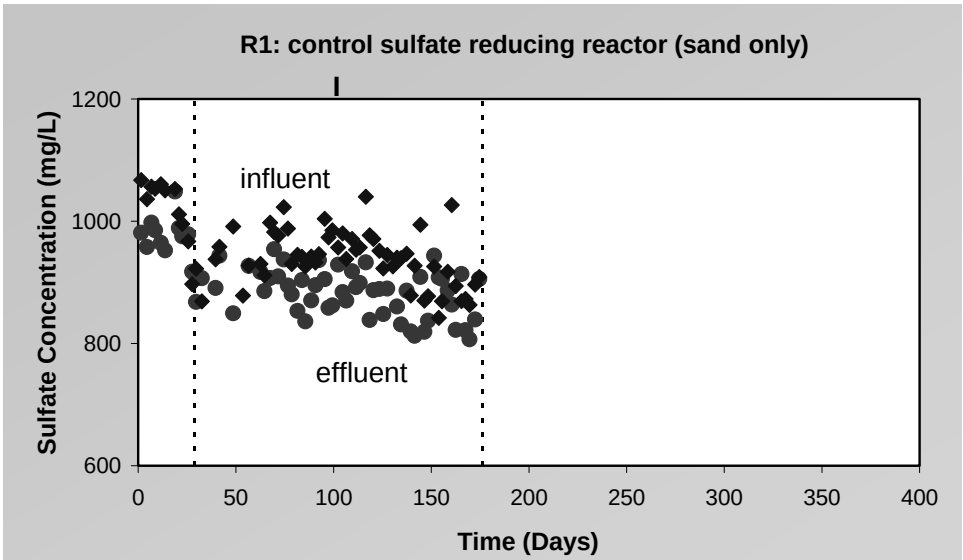

19

Results R2 & R3: pH

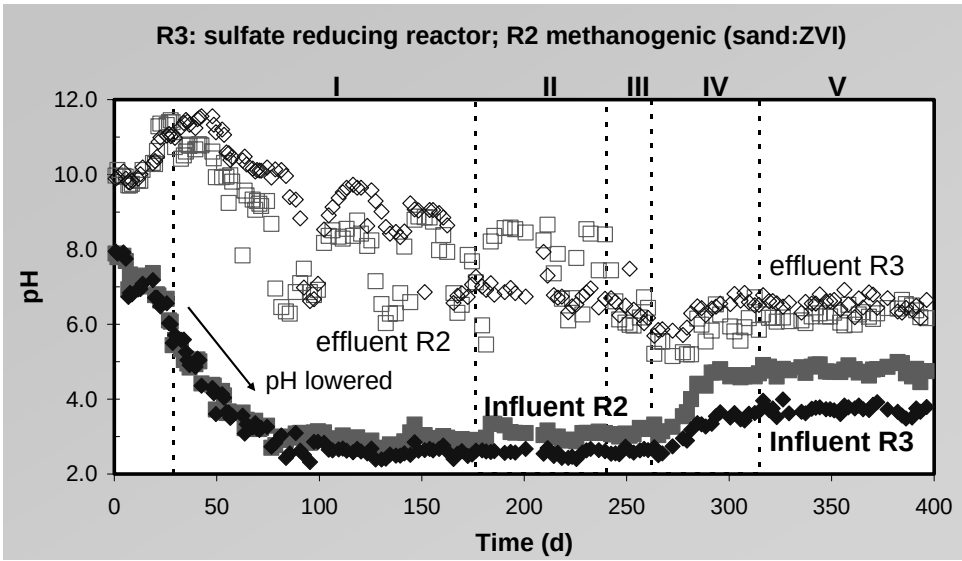

20

Results R2 & R3: Copper Data

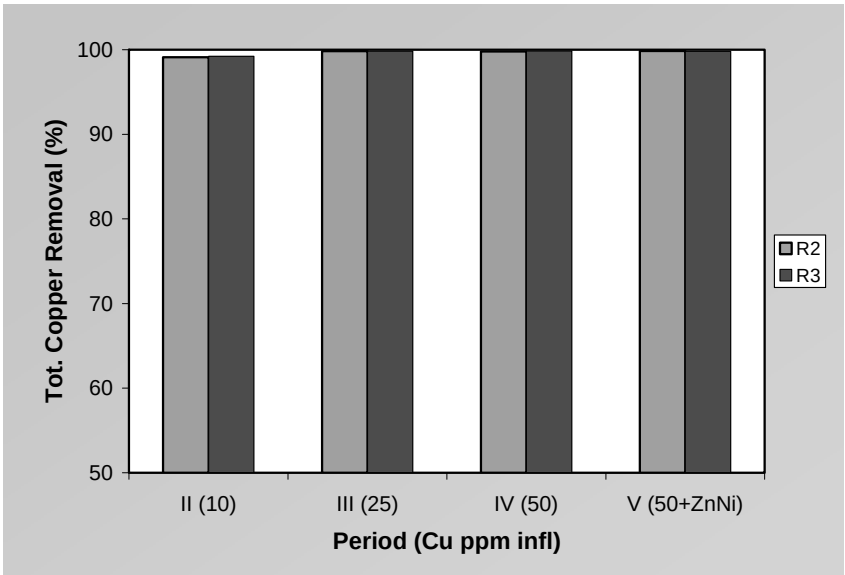

21

Results R2 & R3: Ni & Zn Data

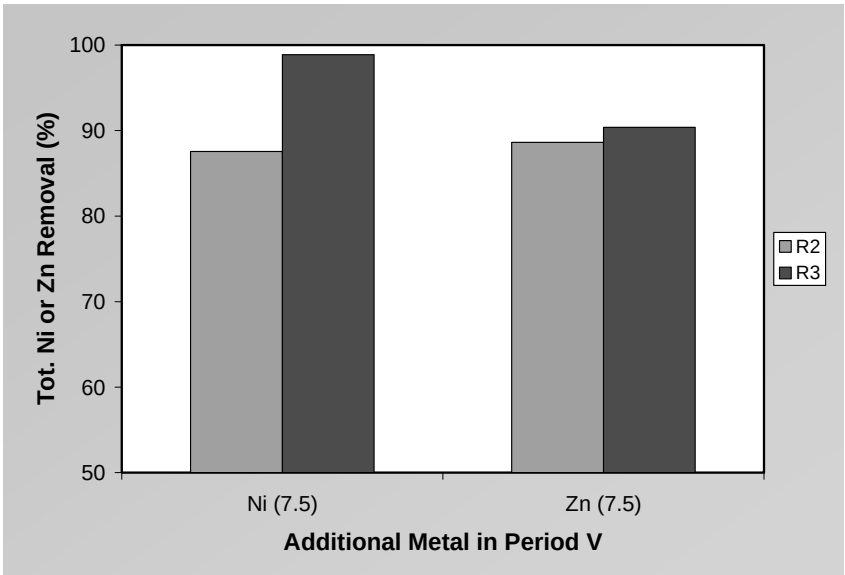

22

Results R1 & R3: S-Balance (day 29-175)

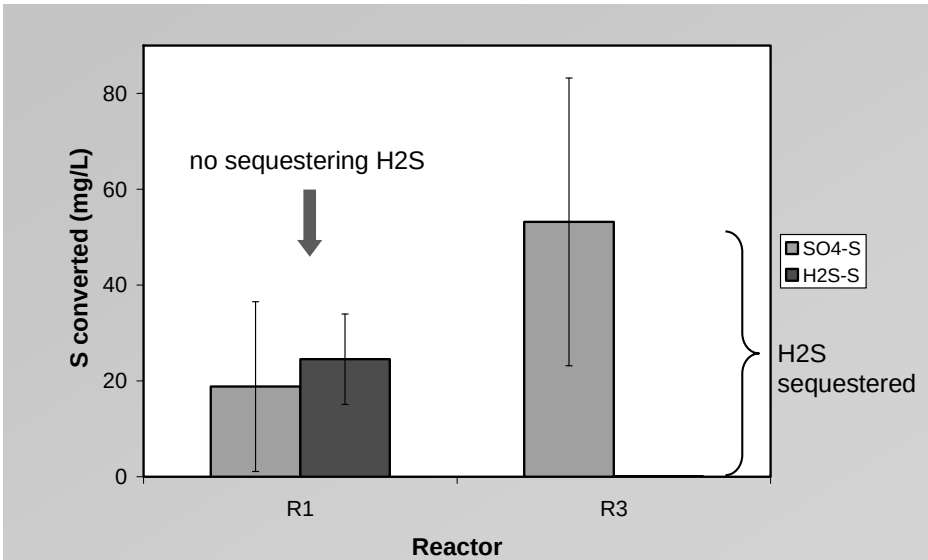

23

Results R3: SEMS-EDS

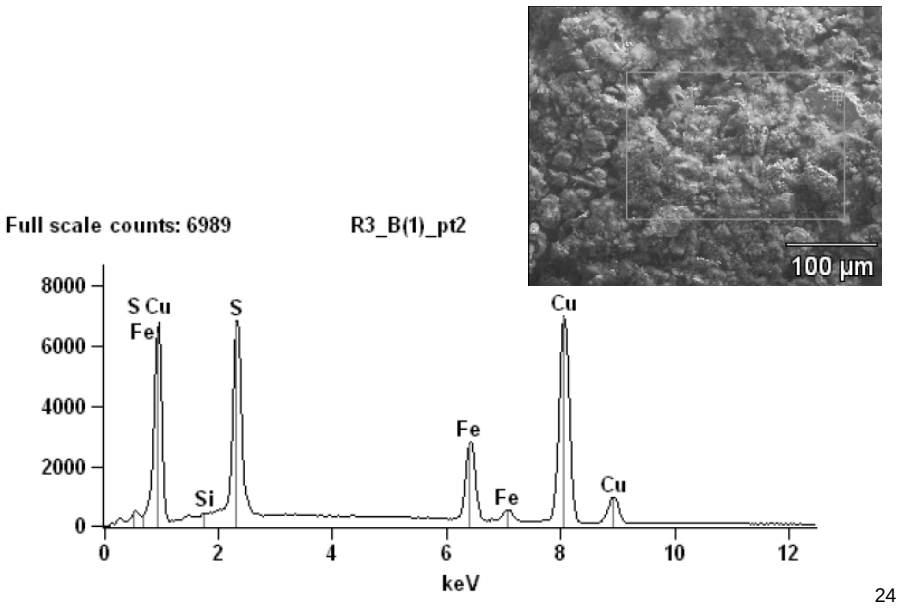

24

Results R2 & R3: MPN SRB

- Most Probable Number: Sulfate Reducing Bacteria

Nail in test tube method

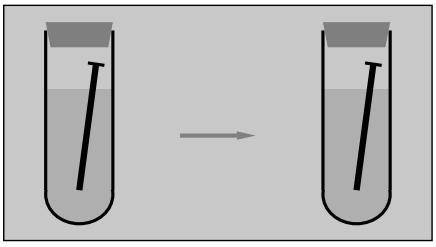

Reactor	cells/ g dwt fill
R2 methanogenic PRB	1.0×10^2
R3 sulfate reducing PRB	1.2×10^4

25

Continuous Column 2nd Experiments

- Laboratory Scale PRB Columns (0.41 L)
  - **R4** Filling: Compost Reactor
    - Compost = 210 ml (135 g)
    - Sand = 125 ml (191 g)
    - Limestone = 18 ml (26 g)
  - **R5** Filling: Compost-ZVI Reactor
    - Compost = 210 ml (135 g)
    - Sand = 55 ml (82 g)
    - Fe^0 = 70 ml (181 g)
    - Limestone = 18 ml (26 g)
  - **Inoculum:** SR Biofilm = 53 ml (6 g VSS)

26

Continuous Column 2nd Experiments

- Column Set Up
  - **Inoculum**: Sulfidogenic granular sludge from Twaron Reactor (The Netherlands)
  - **Medium**: basal inorganic nutrients
  - **Sulfate**: initially 1000 mg/L SO_4^{2-} (50 days); remainder operation 250 mg/L SO_4^{2-}
  - **pH:** variable 7.2 to 3.0
  - **HRT:** 24 h
  - **Cu: Period** A = 10, B = 25, C = 50, D = 20 ppm

27



R4



R5

Cu^0

28

Results R4: Sulfate Data

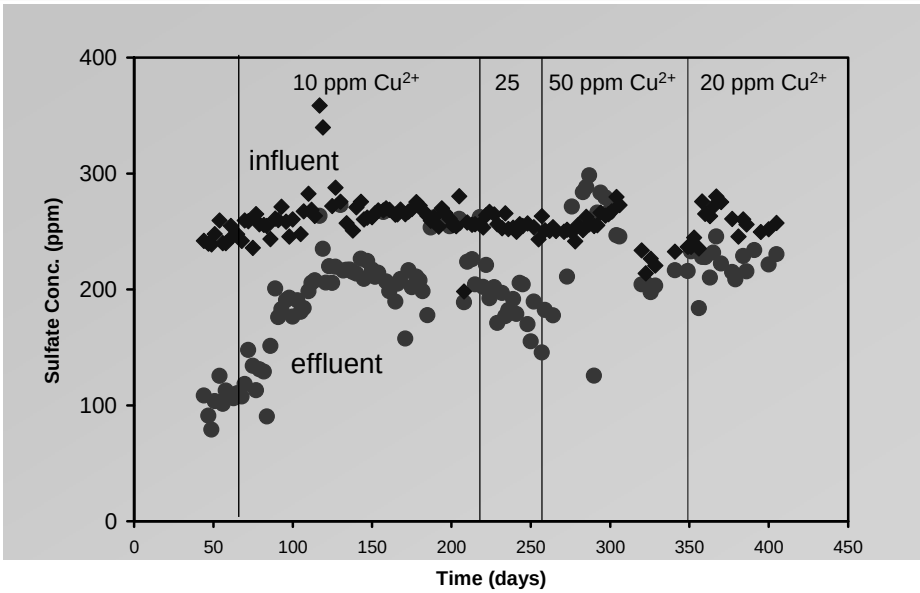

29

Results R5: Sulfate Data

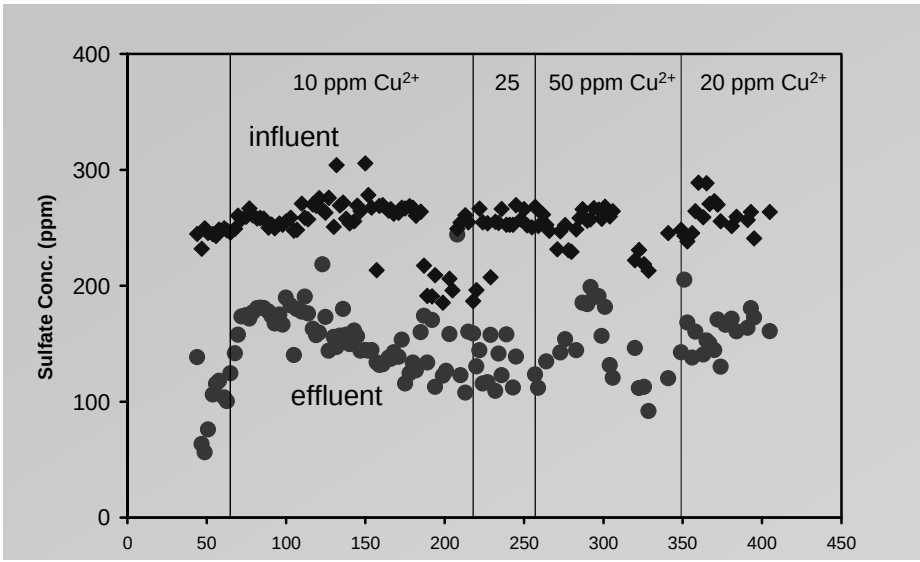

30

Results: Sulfide Data

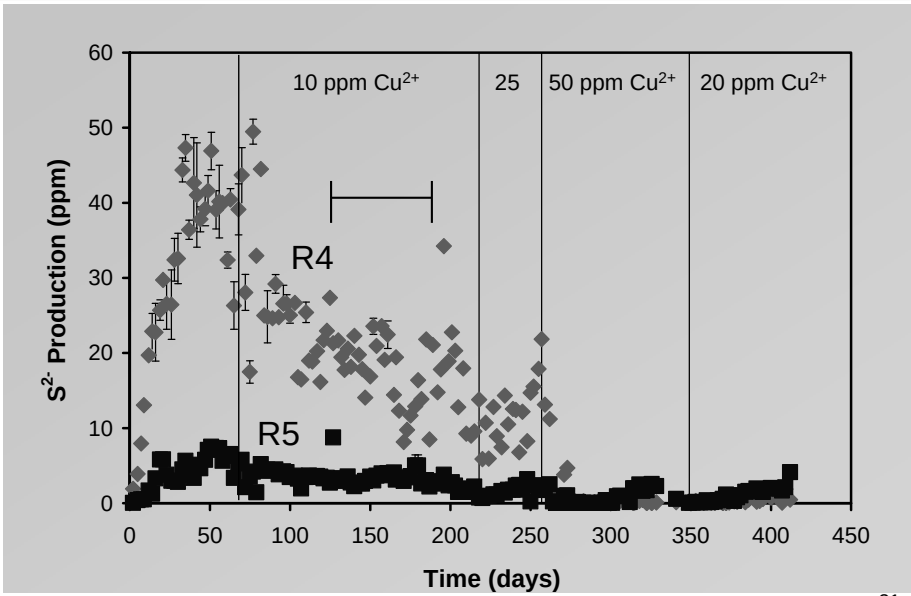

31

Results: S Balance (days 125-185)

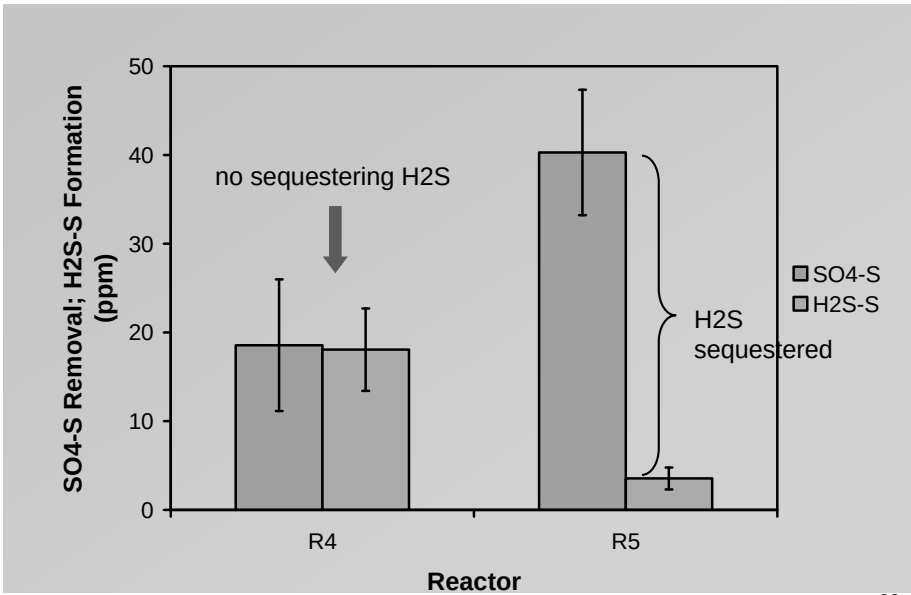

32

Results: pH

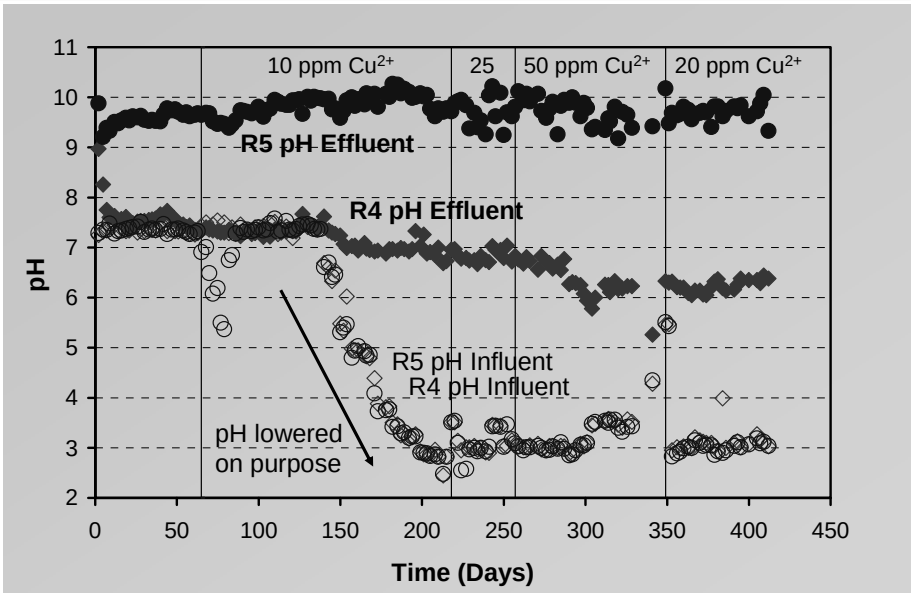

33

Results: Total Cu Removal (%)

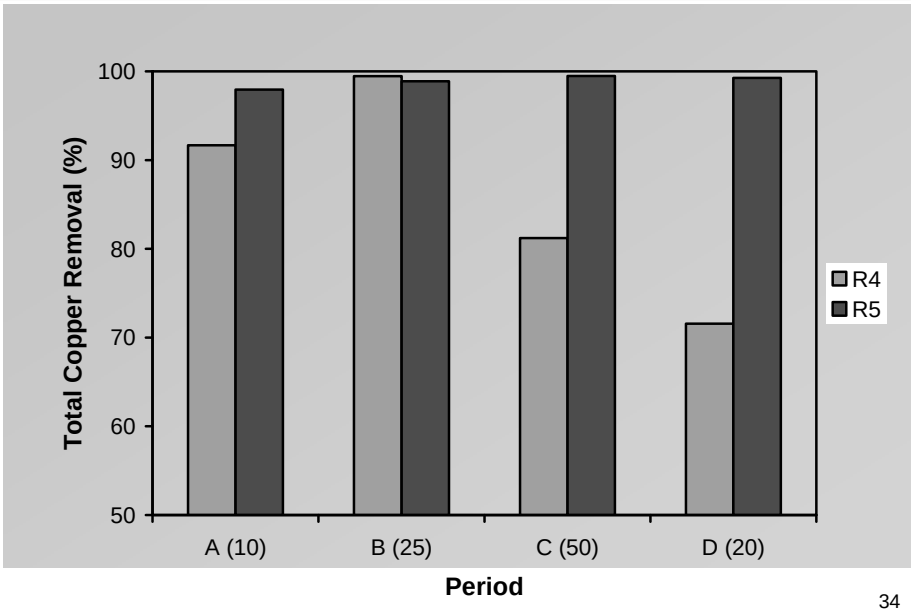

34

Continuous Column 3rd Experiments

- Laboratory Scale PRB Columns (1.3 L)
  - **R6** Filling: Compost = 526 ml (78 g)
    Sawdust = 272 ml (24 g)
    ZVI = 14 ml (36 g)
    Limestone = 45 ml (73 g)

    Compost-ZVI Reactor

    

    HRT: 48 h

    SO_4^{2-}: 250 mg/L

    Cu: 10, 30, 75, 150, 300, 75 ppm
  - **Inoculum:** Mix Biofilm = 108 ml (14 g)

35

Continuous Column 3rd Experiments

- Limestone Reactor, Pretreatment Column (0.7 L)
  - **LR** Filling: Limestone = 623 ml
  - **HRT**: 24 h



36

Results R6: Sulfate Data

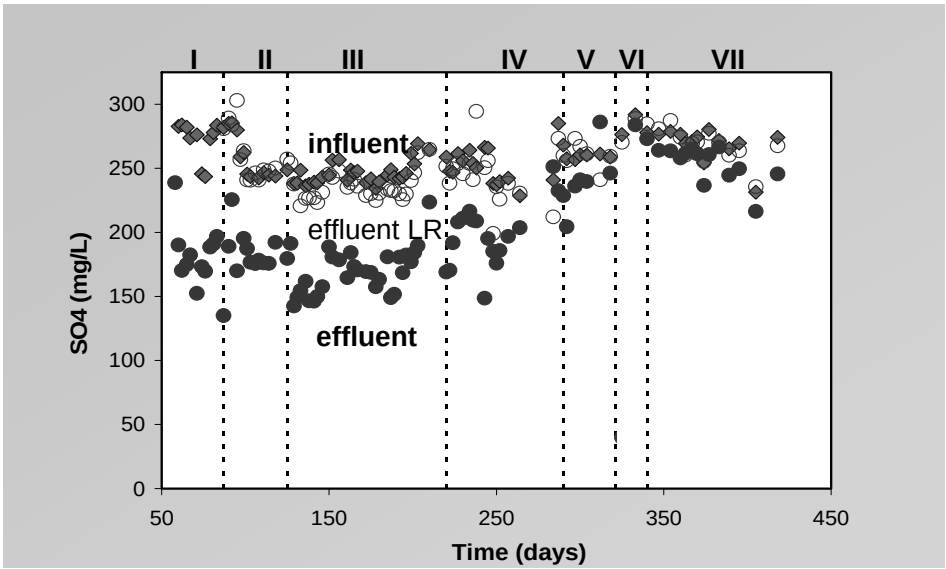

37

Results R6: pH Data

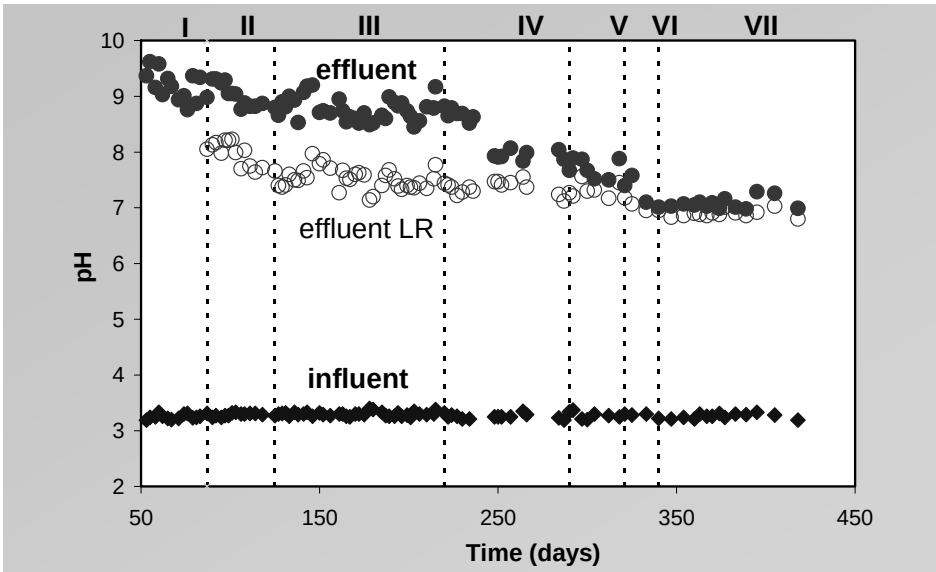

38

Results R6: Soluble Cu Data

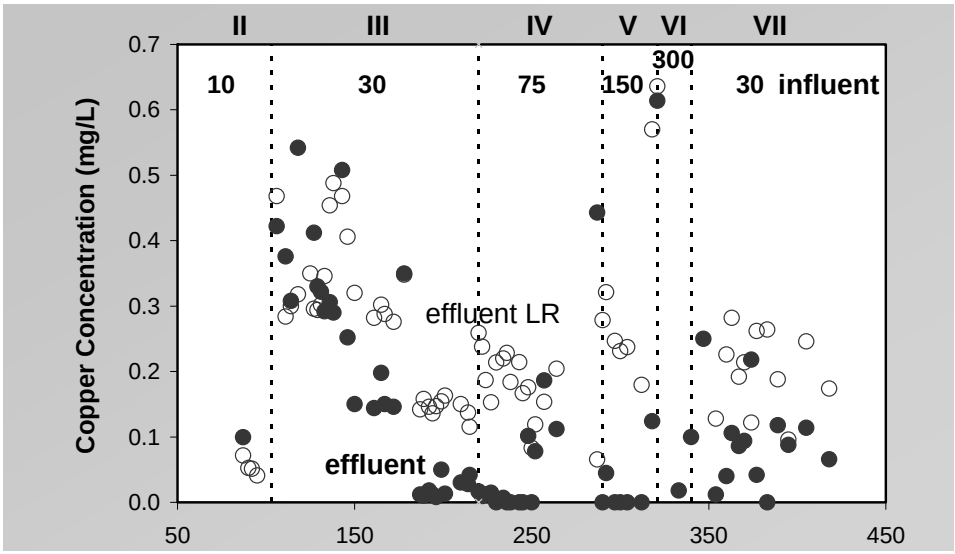

39

Summary Chart

Average performance from day 175 to day 240

Reactor	ZVI	Comp	LS	Sand	SO_4^{2-}	pH incr.	Cu rem.
	% dwt				$mg/L_r.d$		%
R3	46	0	0	54	33	4.3	99.8
R4	0	38	7	53	29£	3.8	99.0£
R5	42	31	6	19	76	6.8	99.7
R6*	16	45†	32	0	33	5.4*	99.9*

*preceded by limestone reactor efficiency post treatment polishing in PRB (89.5)

†includes sawdust

£decreased when compost biodegradability was exhausted after day 270

40

Conclusions

- Compost and the mixture of compost/Fe^0 are good substrates for sulfate reducing bacteria
  - Elimination of Total Copper: 99.5%
  - Drops in R4 to 72% when SO_4^{2-} reduction ceased (exhaustion of compost biodegradability)
- Fe^0 increases the removal of sulfate
  - Prolonged supply of electron equivalents
- Fe^0 prevents the discharge of excess sulfur
- Fe^0 increases the alkalinity

41

After viewing the links to additional resources, please complete our online feedback form.

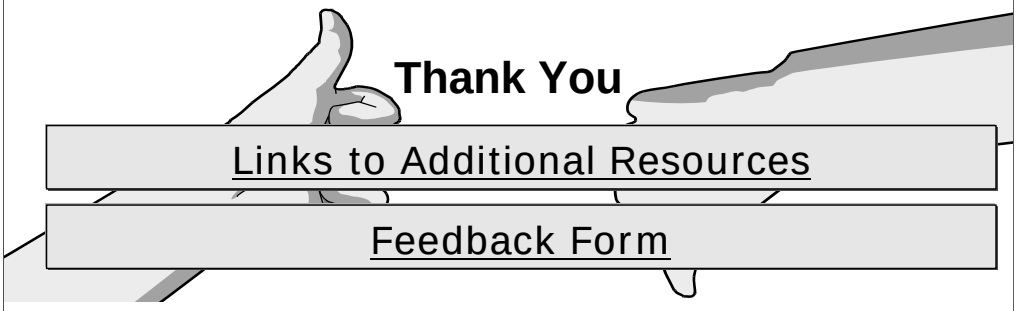

Thank You

Links to Additional Resources

Feedback Form

42